

Higher Quality
Better Service!

EXAM SELL

Certified IT practice exam authority

Accurate study guides, High passing rate!

Exam Sell provides update free of charge in
one year!



<http://www.examsell.com>

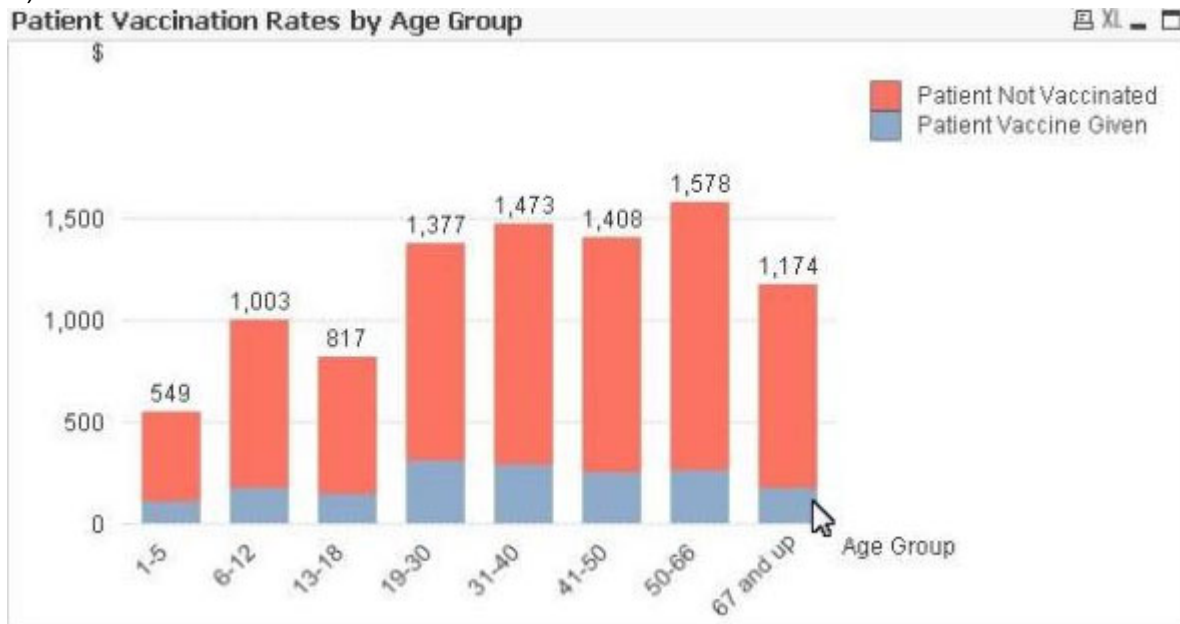
Exam : QV12BA

**Title : QlikView 12 Business
Analyst Certification Exam**

Version : DEMO

1.Which two objects are created with ONLY measures? (Select two.)

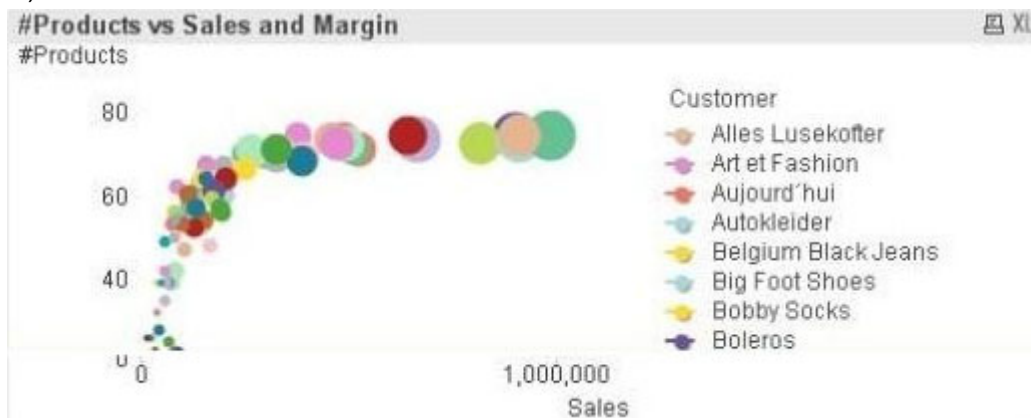
A)



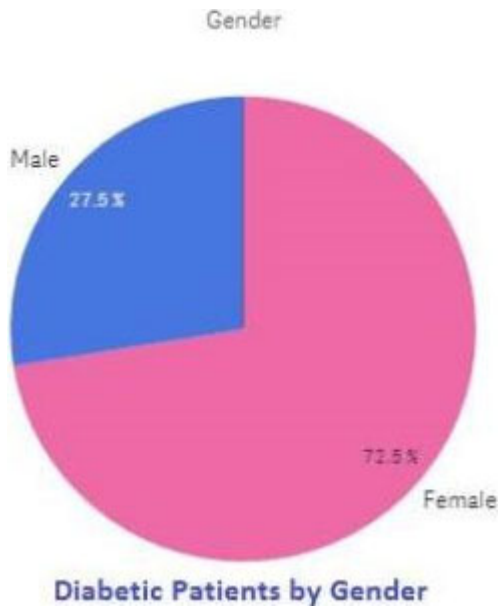
B)

Sales: \$8,161,560

C)



D)

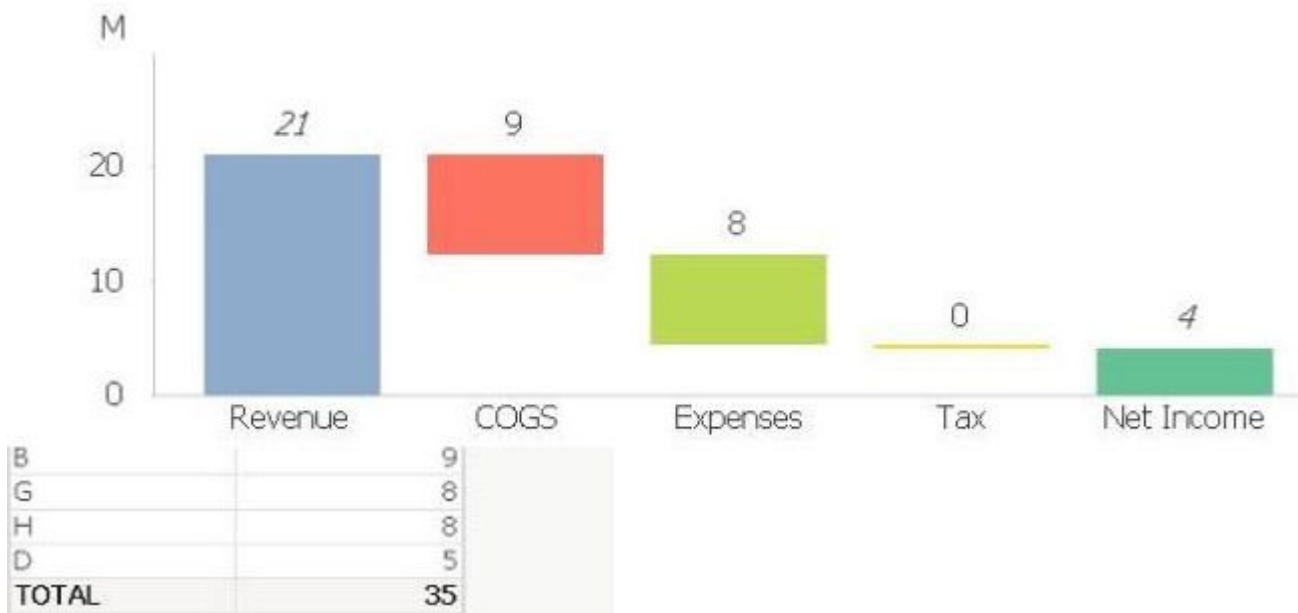


E)



- A. Exhibit A
 - B. Exhibit B
 - C. Exhibit C
 - D. Exhibit D
 - E. Exhibit E
- Answer: C,D

2.Refer to the exhibit.

Bar Chart : Water Fall

A business analyst creates a water fall chart to understand how an initial value is affected by a series of intermediate positive and negative values.

Which two actions must a business analyst perform to create the water fall chart shown? (Select two)

- A. Add five dimensions *
- B. Add five measures
- C. Check "Show as water fall" on the Style tab of the bar chart properties
- D. On the dimension limit properties sheet set limit to only show the first five values .
- E. Use the Bar Offset property with the correct expression

Answer: C,E

3.What are two ways to calculate the Sales for the ProductCategory. Shoes? {Select two}

- A. Money(Sum(<ProductCategory={ ' Shoes * }>Sales))
- B. Money(Sum({<ProductCategory={'Shoes*'}>}Sales))
- C. Money(Sum(<?roductCategory={Shoes}>Sales))
- D. Money(Sum({<{ProductCategory > = 'Shoes'}>}Sales))
- E. Money(Sum({<?roductCategory={Shoes}>}Sales))

Answer: D,E

4.A customer needs to measure sales by assigned sales representative.

All previous and current sales representative assignments must be included so that sales representatives receive credit for sales activities on both previous and current sales.

Which type of dimension is described by the sales representative assigned to the client?

- A. Composite dimension
- B. Slowly changing dimension
- C. Historical lookup dimension
- D. Interval matching dimension

Answer: C

5. An Invoices table has a DaysOverdue field. A chart is required to analyze overdue invoices in 30 day intervals.

Which function should a business analyst use to meet this requirement?

- A. Aggr (DaysOverdue,30)
- B. Class(DaysOverdue, 30)
- C. GroupBy(DaysOverdue,30)
- D. IntervalMatch(DaysOverdue,30)

Answer: B